

DESCRIPTION OF A NEW SUBSP. OF  
*OXYRHOPUS* WAGLER.  
[SERPENTES: COLUBRIDAE]

A. R. HOGE\* and S. ALMA R. W. L. ROMANO\*  
Seção de Herpetologia, Instituto Butantan

ABSTRACT: Description of a new subspecies of *Oxyrhopus trigeminus*: *Oxyrhopus trigeminus guibei* subsp. nov. The new subspecies differs from *Oxyrhopus trigeminus trigeminus* Duméril Bibron et Duméril, by the complete black annuli; the high ventral and subcaudal counts and black tip of the snout.

UNITERMS: *Serpentes*; *Colubridae*; *Oxyrhopus trigeminus trigeminus* Duméril Bibron et Duméril; *Oxyrhopus trigeminus guibei* subsp. nov. (\*)

INTRODUCTION

*Oxyrhopus trigeminus* was mentioned, but not described accordingly to the International Rules of Nomenclature, by Duméril<sup>2</sup> (1853:107) in his Prodrôme. In 1854 Duméril Bibron and Duméril<sup>3</sup> gives a full description of *O. trigeminus*, based on approximately thirty specimens either from Bahia or Rio de Janeiro, Brazil, collected by Mr. d'Abadie, Clossen, Poyer, Lemelle-Deville and Castelnau.

Vanzolini<sup>4</sup> (1948:382) restricted the type locality to "Distrito Federal" now Rio de Janeiro. Bailey<sup>1</sup> in Peters and Orejas — Miranda rejected this restriction "for reasons to be published elsewhere".

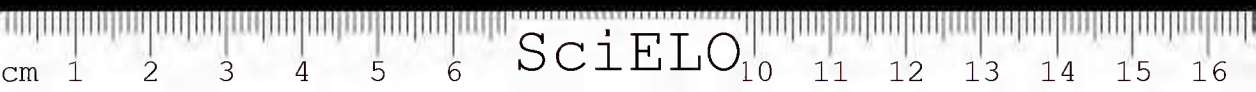
We agree with this rejection for the following reasons: one of the cotypes, NNHN Paris 3785 a female, now IBH 17744 collected at Rio de Janeiro by Castelnau and Deville although showing nearly same color pattern of the specimens from Bahia presenting a very high number of ventrals and subcaudals (graph 1); this very high number of ventrals and subcaudals separate the ecotype from the Bahia and more northern specimens. The ventral pattern is completely different from the one observed in the southern population of the states of S. Paulo and Paraná.

We must wait for more specimens from the state of Rio de Janeiro to know if the cotype either belongs to a different subspecies or is an intergrade between the northern *O. trigeminus trigeminus* and the southern from described below. For this reasons we restrict here the type locality of *Oxyrhopus trigeminus* Duméril, Bibron and Duméril to: Bahia (now Salvador, BA, Brazil).

\* Supported by a grant of the «Conselho Nacional do Desenvolvimento Científico e Tecnológico» (CNPq). Paper presented at Primer Congreso Mundial de Ofidiología, Caracas, Venezuela, November, 1976.

(\*) Principal uniterm.

Endereço para correspondência: CEP 05504 - Caixa Postal, 65 - São Paulo - Brasil.



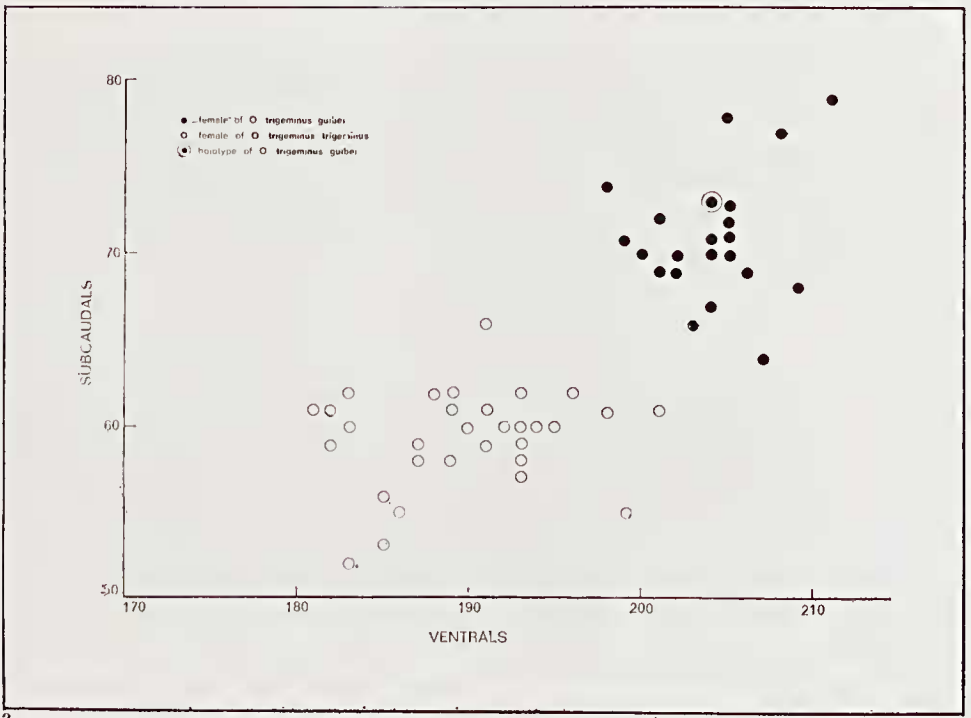
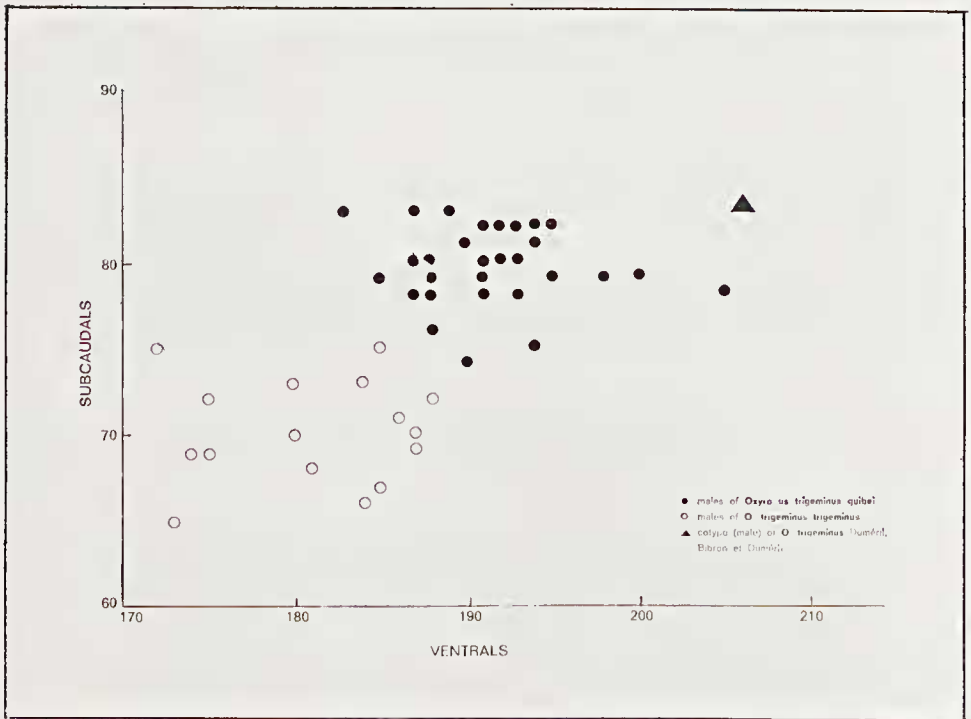


Fig. 1 e 2 — Scatter diagram comparing.



Fig. 3 — *O. trigeminus guibei* holotype. Dorsal view.

Fig. 4 — *O. trigeminus trigeminus* n.º 25311. Dorsal view.

## MATERIAL

Material: *Oxyrhopus trigeminus*: twenty nine specimens from the state of Bahia; thirty from the state of Ceará; and three from the state of Pernambuco. *Oxyrhopus trigeminus* subsp, fourty six specimens from the state of São Paulo and fifteen (holotype and paratypes) from the state of Paraná.

## DESCRIPTION AND CONCLUSION

### *Oxyrhopus trigeminus guibei* subsp. nov.

In honor of our friend Dr. J. Guibé from the Museum National d'Histoire Naturelle de Paris, Reptiles et Amphibieus.

*Holotype*: IBH 27382 a female from Londrina, state of Paraná, Brazil, collected on July, 3-1967.

*Paratypes*: all specimens are from the states of: Paraná, Mato Grosso, and São Paulo, Brazil and in the IBH collection: 17.771, 18.860, 18.987 to 18.991 are from Sengès, PR; 27.391 Porecatu, PR; 27.885 Londrina PR; 27.746 Santa Mariana, PR; 18.887 Arariba, MT; 27.529 Suzano, SP.

The specimens from the state of São Paulo used for the elaboration of graph 1 and 2 are not to be considered paratypes.

*Description of holotype*: a female IBH 27382 (fig. 3,5 and 7)

Rostral broader than deep, just visible from above; internasals very short, much shorter than the praefrontals extending laterally, largely in contact with the loreal; frontal a little longer than broad, shorter as its distance from the tip of the snout, much shorter than the parietals, wich are longer than broad; nasal divided; loreal very long, much longer than deep, one proocular in contact with the frontal; two postoculars; temporals 2+3; eight upper labials, fourth and fifth entering the eye; ten lower labials, the first five in contact with the anterior chin shields, wich are longer than the posterior. Dorsals in 21/19/17, longitudinal rows, ventrals 204; anal entire; subcaudals 73 pairs; body length (from tip of snout to anal cleft) 960mm, tail 215mm, head 29,3 mm.

Red above with black crossbands disposed in triads (fig. 2); the first black band on the occiput, corresponding to the middle one of a triad. Triads on body: 2/3 + nine complete triads, the middle band of the 10th triad just above anal cleft. Tail with 1/3+3 triads. The central black ring separated from his fellows by white interspaces; all scales of the red interspaces with black tips and margined with black (fig. 3). The red and white interspaces invading the belly. The black rings on the belly are irregular (fig. 5).

*Oxyrhopus trigeminus guibei* is closely related to *Oxyrhopus trigeminus trigeminus* but easily distinguished by: the black bands invading the belly (fig. 5). The belly shows black rings, white and red interspaces instead of interely white in *O. trigeminus trigeminus*; tip of the snout is enterely black in *guibei* (fig. 3 and 7) instead of mottled with white (fig. 8). The scattered diagrams (fig. 1 and 2) shows clearly the difference between the two subspecies. The cotype of *O. trigeminus* from Rio de Janeiro either belongs to another subspecies





Fig. 5 — *O. trigeminus guibei* holotypo. Ventral view.

Fig. 6 — *O. trigeminus trigeminus* n.º 25311. Ventral view.



7



8

Fig. 7 — *O. trigeminus guibei*, holotype. Head.

Fig. 8 — *O. trigeminus trigeminus* n° 25311. Head.

to be described elsewhere or is an intergrade (graph 1). All paratypes and the specimens from São Paulo used for the diagrams show the same color and pattern of the holotype. The variation in the type series is: ventrals in female, 199-209; male 190-194; subcaudals in females; 69-88; male 75-81 upper labials 8; lower labials 9-10, largest specimen 1175 mm.

#### TYPE SPECIMENS

Numbers	Sex	Dorsals	V.	Subcaud	Labials		Measurements		
					upper	lower	head	body	tail
27382	♀	21/19/17	204	73/73	8/8	10/10	29,3	960	215
18987	♂	21/19/17	192	81/81	8/8	9/9	10,6	200	50
27391	♂	21/19/17	194	75/75	8/8	10/9	11,4	220	56
27885	♂	21/19/17	191	79/79	8/8	10/10	21,5	656	185
27746	♂	21/19/17	190	74/74	8/8	10/10	22,8	690	189
18991	♀	21/19/17	202	69/69	8/8	10/9	10,7	202	42
18989	♀	21/19/17	204	70/70	8/8	9/9	10,9	202	43
18990	♀	20/19/17	207	71/71	8/8	9/9	10,5	198	44
18988	♀	20/19/17	201	71/71	8/8	10/10	11,1	202	45
17771	♀	21/19/17	206	69/69	8/8	9/10	14,5	402	88
18887	♀	21/19/17	210	68/68	8/8	9/10	24,5	770	171
19868	♀	21/19/17	205	67/67	8/8	9/10	26,3	805	187
18860	♀	21/19/17	207	69/69	8/8	9/10	25,0	804	178
17220	♀	21/19/17	206	78/78	8/8	10/10	26,5	900	226
27529	♀	21/19/17	201	71/71	8/8	10/10	27,5	895	215

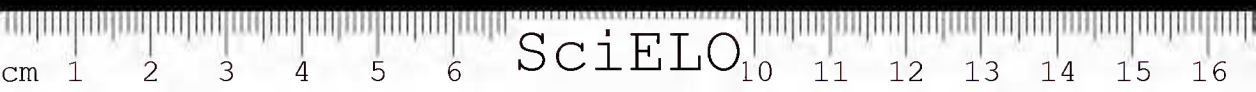
Acknowledgements: We are indebted to: "Conselho Nacional do Desenvolvimento Científico e Tecnológico"; for the Grants; Dr. J. Guibé director of the department of Reptiles and amphibians at the "Museum d'histoire Naturelle de Paris who gave us access to the collections; to Mr. Antonio Seixas Neto for the photographs.

RESUMO: Descrição de uma subesp. nova de *Oxyrhopus trigeminus*: *O. trigeminus guibei* subsp. nov. A nova subespécie difere de *O. trigeminus trigeminus* Duméril Bibron et Duméril por: ter anéis pretos, completos; maior número de ventrais e subcaudais e a ponta do focinho preto.

UNITERMOS: *Serpentes*, *Colubridae*; *Oxyrhopus trigeminus trigeminus* Duméril Bibron et Duméril; *Oxyrhopus trigeminus guibei* subsp. nov. (\*)

#### BIBLIOGRAPHY

1. BAILEY, J.R. in PETERS, J.A. and OREJAS MIRANDA, B. — Catalogue of the Neotropical Squamata: Part I. Snakes, *Bull 297 Smithsonian Institution, United States Nat. Mus.* 1 — VIII + 1 - 347 + pl Smithsonian Institution Press, U.S. Government printing office Washington D.C. 1970.
2. DUMÉRIL, M. — Prodrome de la classification des Reptiles Ophidiens. *Ext. Mem. Acad. Sc.* 23:1-140 + 2 pl. Firmin Didot Frères Paris. 1853.



3. DUMÉRIL, A.M.C., BIBRON, G. and DUMÉRIL, A. - *Erpétologie Générale ou histoire naturelle complète des Reptiles*. 7(2): I - XII + 781 - 1536. Librairie Encyclopedique de Roret, Paris imprimé par Duval et Herment, Place Perigord n.º 3, Amiens. 1854.
4. VANZOLINI, P.E. — Notas sobre ofídios e lagartos da Cachoeira das Emas, no Município de Pirassununga, Estado de São Paulo. *Rev. Brasil. Biol.*, 8(3): 377-400. 1948

---

Recebido para publicação em 02-XII-1976 e aceito em 13-IV-1977.

